

February 2021



# PIONEER FIRE PROTECTION DISTRICT



*Fire and Life Safety Newsletter*



## INSIDE THIS MONTH'S ISSUE:

- PG 1 - Burn Awareness Week
- PG 2 - CodeRED
- PG 3 - Poison Prevention
- PG 4-6 - Heart Health Awareness
- PG 7 - Candle Safety
- PG 8-11 - PFPD Events and Information

Beginning June 2020 the Pioneer Fire Protection District will be releasing a monthly newsletter to be distributed to the public to help educate on specific safety topics related to the month ahead.

The goal of this newsletter is to educate the public on accurate and up to date fire and life education topics in an all in one format.


**CONTACT OUR ADMINISTRATION OFFICE AT  
(530) 620-4444**

Due to the COVID-19 Social Distancing order in place, our office and stations will remain closed to the public until further notice unless you are experiencing an emergency.

# ⚡ BURN AWARENESS WEEK ⚡

Burn Awareness Week is February 7-13, 2021!


This year's theme is electrical burn prevention.



## Amps to Zap

The Alphabet of Electrical Safety


Join us February 7-13, 2021




#NBAW  
**National Burn Awareness Week**  
FEBRUARY 7-13, 2021

To make sure you are staying safe around electricity, do the following:

**45,000**   
There are approximately **45,000** home electrical fires each year.

 **Half** of all home electrical fires involve home wiring or lighting equipment.

- Plug major appliances directly into a wall outlet
- Never keep batteries in your pocket with coins or other metal objects as they can short circuit and cause burns.
- Always check cords before use for cracks or bare wires.
- Never use indoor extension cords outdoors and never use extension cords for permanent wiring.
- Never plug a generator directly into a household outlet.
- Keep electrical devices and outlets away from water.
- Always use a qualified electrician when performing work on electrical in your home.

 Home electrical fire deaths peak between **midnight and 8 a.m.**

  
Peak months for electrical fire deaths are **November through March.**

<https://www.usfa.fema.gov/downloads/pdf/publications/electrical-fire-safety-infographic.pdf>

Be sure to visit our facebook page throughout the week to receive updates on information for this year's campaign which is "From Amps to Zap" which will highlight different ways you can avoid an electrical burn by discussing the alphabet of electrical safety.

<https://www.facebook.com/pioneerfireprotectiondistrict>





# CODE RED



## SIGN UP TODAY!

To sign up for CodeRED visit the direct link:  
<https://public.coderedweb.com/CNE/en-US/BF6E025EBFDC>



The El Dorado County Sheriff's Office- Office of Emergency Services Alert Notification System provides a number of ways in which the county may contact the community in the event of an emergency such as: evacuations due to wildfires or hazardous material spills, or urgent law enforcement operations.

### COMMUNITY NOTIFICATION ENROLLMENT



The El Dorado County Office of Emergency Services partnered with CodeRED emergency notification service to alert residents and businesses by telephone, cell phone, text message, email, and social media when there is a threat to the health or safety of residents.

### Frequently Asked Questions

#### What is CodeRED and why is it important to me?

CodeRED is an emergency notification service that allows emergency officials to notify residents and businesses by telephone, cell phone, text message, email, and social media regarding time-sensitive general and emergency notifications. Only authorized officials have access to the CodeRED system.

#### What should I do if I receive a CodeRED message?

Listen carefully to the entire message. You will have the option to repeat the message by pressing any key. Do not call 911 for further information unless directed to do so or if you need immediate aid from the Police or Fire department.



For more frequently asked question answers, visit:  
<https://ready.edso.org/>



# POISON PREVENTION



Prevent poisonings from happening in your home.

Everyday household items such as cleaning products and personal care products can be harmful to kids. Here are a few poison prevention tips to keep little explorers from finding their way into household items that could be dangerous.



Store all household products out of children's sight and reach.

- Store household products safely to prevent poisoning. Young kids are often eye-level with items under the kitchen and bathroom sinks, so make sure household cleaning products and personal care products up and away, out of children's reach and sight.
- Keep all household cleaning products in their original containers. Also, when buying products, look for child-resistant containers to help prevent poisoning to children.
- Read and follow product labels. Check for ingredients that can be to kids and make sure you use and store products according to the label. Kids can get into things quickly, so remember not to leave cleaning products or personal care products unattended while you are using them.
- Remember products that might be harmful to kids. Check your home for products like cleaning supplies, liquid laundry packets personal care products, plants, pesticides, alcohol and medicine.
- Save the Poison Help number in your phone and post it visibly at home: 1-800-222-1222. Specialists at poison control centers provide free, confidential, expert medical advice 24 hours a day. They can answer questions and help with poison emergencies.

**POISON**  
**Help**  
1-800-222-1222  
**poison.org**

National Capital Poison Center  
3201 New Mexico Avenue, Suite 310  
Washington, DC 20016



To learn more about poison prevention visit the following websites:

<https://www.poison.org/>  
<https://www.safekids.org/poisonsafety>



# HEART HEALTH AWARENESS



## February is American Heart Month!

Take this time to reflect on your heart health and learn preventative measures to help ward off a heart attack. By living a healthy lifestyle, you can help keep your blood pressure, cholesterol, and blood sugar levels normal and lower your risk for heart disease and heart attack.

### Choose Healthy Habits

- Choose healthy food and drinks.
- Keep a healthy weight.
- Get regular physical activity.
- Don't smoke.



### Take Charge of Your Medical Conditions

- Check your cholesterol.
- Control your blood pressure.
- Manage your diabetes.
- Take your medicines as directed.
- Work with your healthcare team.



To learn more about heart attack prevention and heart health visit the following websites:

<https://www.heart.org/en/about-us/heart-attack-and-stroke-symptoms>

<https://www.cdc.gov/heartdisease/prevention.htm>



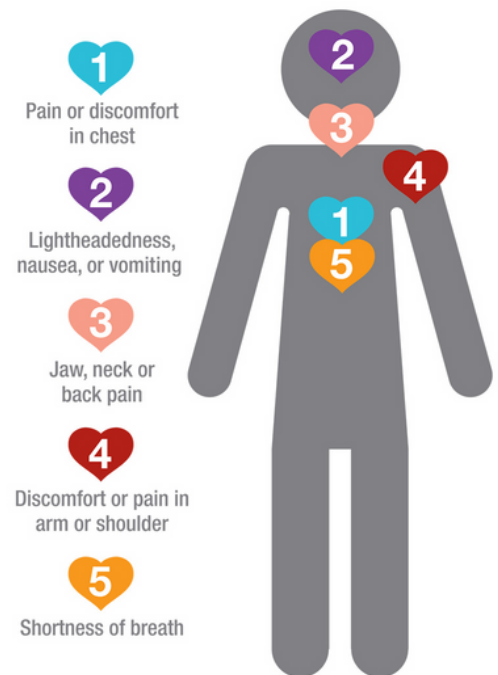
## Know the signs of a heart attack.

### Heart Attack Symptoms



- **CHEST DISCOMFORT**  
Most heart attacks involve discomfort in the center of the chest that lasts more than a few minutes, or that goes away and comes back. It can feel like uncomfortable pressure, squeezing, fullness or pain.
- **DISCOMFORT IN OTHER AREAS OF THE UPPER BODY**  
Symptoms can include pain or discomfort in one or both arms, the back, neck, jaw or stomach.
- **SHORTNESS OF BREATH**  
with or without chest discomfort.
- **OTHER SIGNS**  
may include breaking out in a cold sweat, nausea or lightheadedness.

### Common Heart Attack Warning Signs



Learn more at [Heart.org/HeartAttack](https://www.heart.org/HeartAttack).

**Don't hesitate to call 9-1-1!**

Learn more at:

<https://www.heart.org/en/about-us/heart-attack-and-stroke-symptoms>



## Know what to do when you need to perform CPR!

CPR – or Cardiopulmonary Resuscitation – is an emergency lifesaving procedure performed when the heart stops beating. Immediate CPR can double or triple chances of survival after cardiac arrest.



## Why Is CPR Important?

Keeping the blood flow active – even partially – extends the opportunity for a successful resuscitation once trained medical staff arrive on site. Chain of Survival CPR is a critical step in the AHA's Chain of Survival. The term Chain of Survival provides a useful metaphor for the elements of the ECC systems concept.

## Find a CPR Class

CPR Classes are offered through the following resources:

<https://www.redcross.org/take-a-class/cpr>

<https://cpr.heart.org/en>







# CANDLE SAFETY



## Use battery operated candles when possible!

- Use candle holders that are sturdy, and won't tip over easily.
- Put candle holders on a sturdy, uncluttered surface.
- Light candles carefully. Keep your hair and any loose clothing away from the flame.
- Don't burn a candle all the way down – put it out before it gets too close to the holder or container.
- Never use a candle if oxygen is used in the home.
  - Have flashlights and battery-powered lighting ready to use during a power outage. Never use candles.
- Never leave a child alone in a room with a burning candle. Keep matches and lighters up high and out of children's reach, in a locked cabinet.



Learn more about candle safety at:

<https://www.nfpa.org/Public-Education/Fire-causes-and-risks/Top-fire-causes/Candles>





# PFPD EVENTS AND INFORMATION



## ARE YOU FOLLOWING US ON SOCIAL MEDIA?

Be sure to follow us on all social media outlets for up to date department information and safety messaging.

### FACEBOOK



<https://www.facebook.com/pioneerfireprotectiondistrict>

[@pioneerfireprotectiondistrict](#)




### TWITTER



[https://twitter.com/pioneer\\_fire](https://twitter.com/pioneer_fire)

[@pioneer\\_fire](#)



### INSTAGRAM



[https://www.instagram.com/pioneer\\_fire/](https://www.instagram.com/pioneer_fire/)

[@pioneer\\_fire](#)





# PFPD EVENTS AND INFORMATION



## PIONEER FIRE PROTECTION DISTRICT FIRE • RESCUE • EMS



P.O. Box 128  
7061 Mt. Aukum Road  
Somerset, California 95684  
Phone (530) 620-4444 • Fax (530) 620-4317  
[www.pioneerfire.org](http://www.pioneerfire.org)

January 22, 2021

### Pioneer Fire Protection Water Supply Project (Phase I) Funding Spread Sheet

We have received the funds to complete; Station 34, Station 31 & Four Corners project

#### Station 34 Water Supply Project (7500K Draft Hydrant)

|  |                 |            |
|--|-----------------|------------|
| (Dedicated to 34 project)                    | Funds:          | \$2,700.00 |
|  | Labor/Material: | \$2,000.00 |
|  | (Sub) Total:    | \$4,700.00 |
| (Non-Dedicated funds water project transfer) | Funds:          | \$ 855.09  |
|  | Project Total:  | \$5,555.89 |
|  | Balance:        | \$0        |

| Date     | Items                  | Cost       |                              |
|----------|------------------------|------------|------------------------------|
| 11/09/20 | 2500 Gallon Tank       | \$ 944.21  | Funds                        |
| 11/11/20 | 5000 Gallon Tank       | \$2,110.88 | Funds                        |
| 12/03/20 | Pipe/Fittings          | \$ 400.00  | Funds (specified donation)   |
| 12/06/20 | Site prep              | \$2,000.00 | Level, Rock, Drains Donation |
|          | Hydrant Valve          | \$ 100.00  | Funds                        |
|          | Project Total (needed) | \$5,555.89 |                              |

#### Four Corners Water Supply Project (20K Fire Hydrant)

|  |                |            |
|--|----------------|------------|
| (Dedicated to 4 Corners Project)             | Funds:         | \$8,651.61 |
|  | Material:      | \$ 850.34  |
|  | (Sub) Total:   | \$9,501.95 |
| (Non-Dedicated funds water project transfer) | Funds:         | \$ 194.91  |
|  | Project Total: | \$9,696.86 |
|  | Balance:       | \$0        |

| Date     | Items                  | Cost       |                                  |
|----------|------------------------|------------|----------------------------------|
| 11/09/20 | Pipe/Fittings          | \$ 850.34  | Donated pipe                     |
| 12/24/20 | 5K tank                | \$2,110.88 | Funds                            |
| 12/26/20 | 3-5K tanks             | \$6,332.64 | Funds (dist. partial cover cost) |
|          | Hydrant Valve          | \$ 100.00  |                                  |
|          | Misc. Pipe/Fittings    | \$ 300.00  |                                  |
|          | Project Total (needed) | \$9,696.86 |                                  |

Note: Non-Dedicated funds-funds donated to the water project not specified, but to be used to complete both projects.

Mark Matthews,  
Fire Chief

Proudly serving the El Dorado County communities of Mt. Aukum, Fair Play, Outingdale, Grizzly Flats, Omo Ranch, Happy Valley, Coyoteville, Sandridge, Leoni Meadows, Iron Mountain and Somerset.



# PFPD EVENTS AND INFORMATION



## PIONEER FIRE PROTECTION DISTRICT FIRE • RESCUE • EMS



P.O. Box 128  
7061 Mt. Aukum Road  
Somerset, California 95684  
Phone (530) 620-4444 • Fax (530) 620-4317  
[www.pioneerfire.org](http://www.pioneerfire.org)

**We would like to thank all those who have donated fund, supplies, equipment, property, and work for Phase 1 of the water supply projects (Station 31, Station 34 & 4-Corners)**

### Donators

Matwich family  
Williams family  
Ewing Irrigation  
Mittlestaedt family  
Day family  
Carlson/Rambach  
JR Logging  
Stone family

Britton family  
Miles family  
Manske family  
Devitt family  
Hess family  
Intrinsic Insurance Service  
Anastasia family  
Cantiga Wineworks

Iorio family  
Lipp family  
Findlay family  
Chase & Lux  
Martin family  
Rossi family  
Gallico family  
PVFA

Station 31 is 95% complete will have water in it by February 1, 2021  
Station 34 is 95% complete will have water in it by February 1, 2021  
4-corners all 4 tanks delivered, leveled and set in place; we are hoping to trench down to the hydrant location within the next 30-days (weather dependent). Once the trench is dug we will begin laying the pipe. March 1, 2021 is the projected completion date.

Proudly serving the El Dorado County communities of Mt. Aukum, Fair Play, Outingdale, Grizzly Flats, Omo Ranch, Happy Valley, Coyoteville, Sandridge, Leoni Meadows, Iron Mountain and Somerset.





## VEGETATION FIRE IN JANUARY

At approximately 11:12 AM on January 19, 2021 Pioneer Fire Protection District, El Dorado County Fire Protection District, Diamond Springs and Cal Fire were dispatched to a vegetation fire on Leoni Rd in Grizzly Flats. Several homes in the immediate area were threaten from the impending fire that was being driven by moderate winds. Fire Crews were able to gain control of the fire as the winds slowed. No homes were damaged, 5 homes were evacuated but were allowed back in after crews extinguished and overhauled the fire. The fire was completely contained at 3.03 acres.



Take this event as a reminder to stay prepared to evacuate and to sign up for CodeRED. Sign up for CodeRED at <https://ready.edso.org/>

## JOIN US FOR A BOOT DRIVE BENEFITTING THE FIREFIGHTERS BURN INSITITUTE



### FILL THE BOOT FOR BURNS

FEBRUARY 27, 2021  
10 AM - 3:30 PM

AT THE INTERSECTION OF  
MOUNT AUKUM RD AND GRIZZLY FLAT RD



100% of the proceeds will be donated to the Firefighters Burn Institute